

# Moulding & Millwork Profile Guide

FIRST EDITION



*Create your own custom look from the best selection!*

**MOULDING & MILLWORK**

A Sauder Company

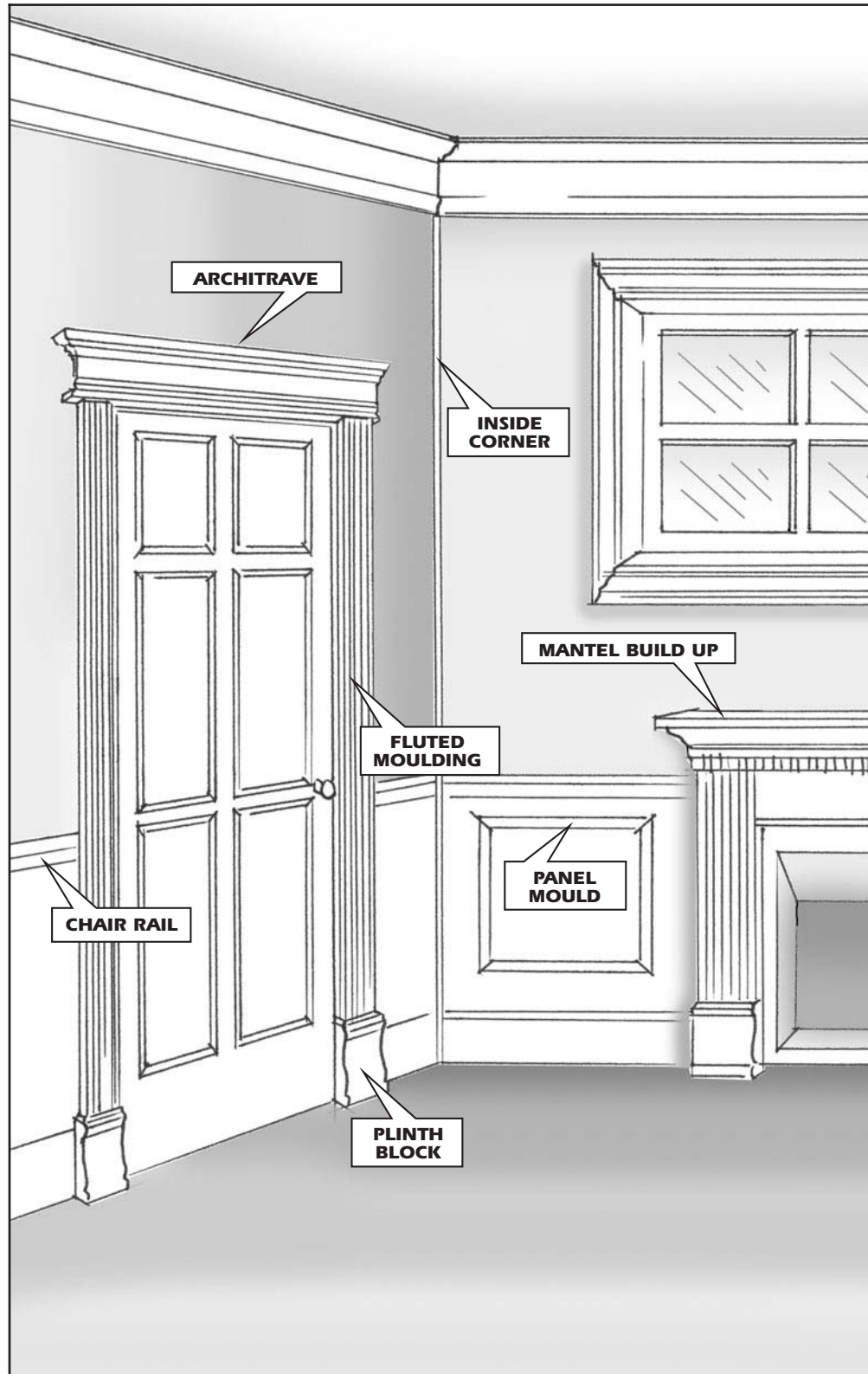
# Table of Contents

- 1 Table of Contents
- 2 Illustration
- 3 Case / Base Combinations
- 4 Case / Base Combinations
- 5 Case / Base Combinations
- 6 Case / Base Combinations
- 7 Case / Base Combinations
- 8 Case / Base Combinations
- 9 Case / Base Combinations
- 10 Case / Base Combinations
- 11 Case / Base Combinations
- 12 Case / Base Combinations
- 13 Case / Base Combinations  
Brickmoulds and Cant Strip
- 14 Panel Moulds, Coves and  
Quarter, Half & Full Rounds
- 15 Chair Rails, Corners & Squares
- 16 Stops & Battens and Handrails
- 17 Misc. Profiles
- 18 Crowns
- 19 Crowns
- 20 Crowns
- 21 Finish Lumber (S4S)
- 22 Embossed Pre-Finish and  
Door Jambs
- 23 Build-ups
- 24 Build-ups
- 25 Build-ups, Case/Base Combos
- 26 Glossary of Terms

|                |           |                 |  |
|----------------|-----------|-----------------|--|
| BUNDLE COUNT   |           | PROFILE         |  |
| 908            | BDL       |                 |  |
| 9/16" x 3-1/4" | Ultralite | 7               |  |
| PROFILE SIZES  |           | PROFILE SPECIES |  |

- **Quality**
- **Service**
- **Selection**

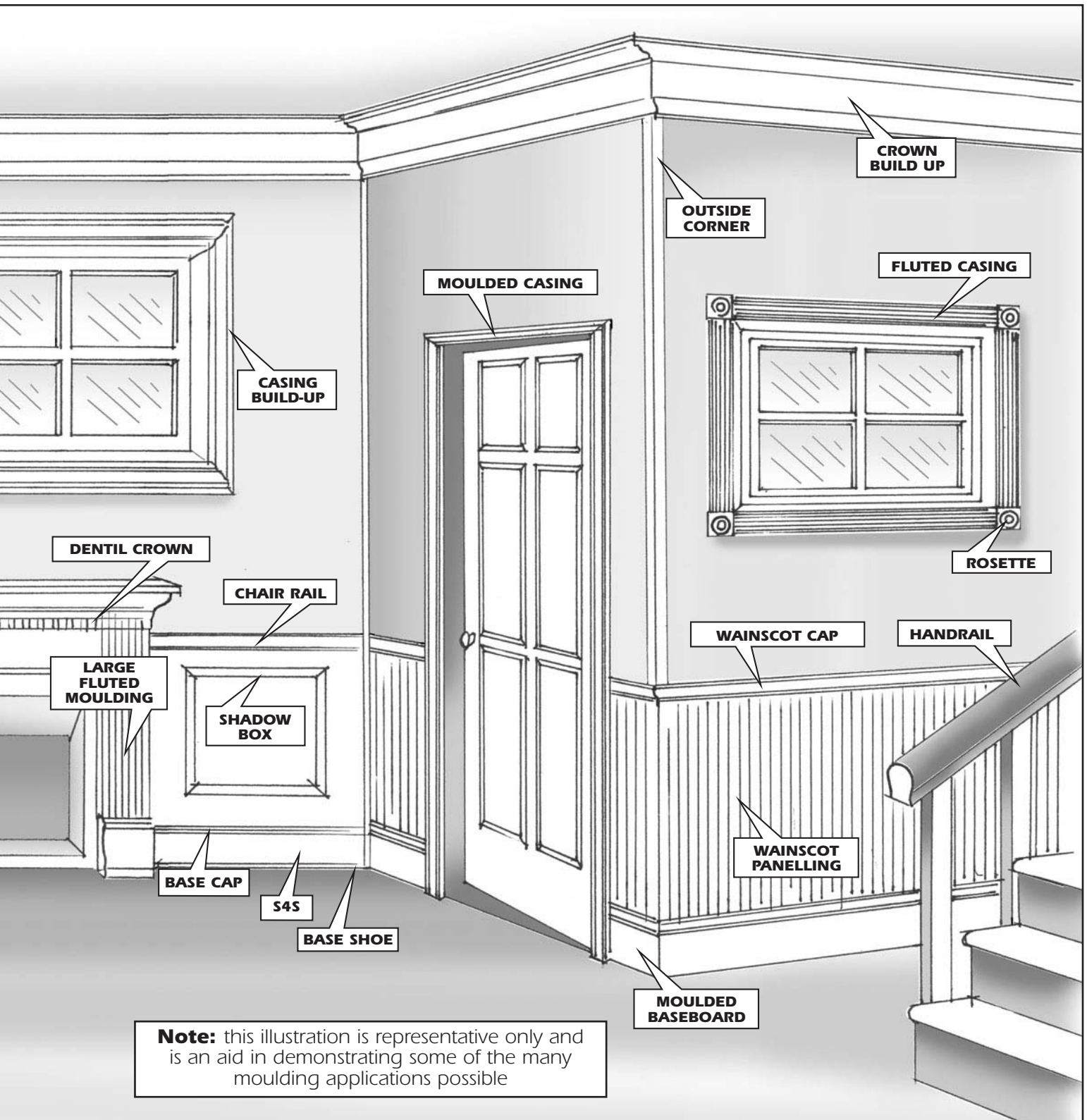
*Your Best Source for*



# MOULDING & MILLWORK

A Sauder Company

*Mouldings, Finish Lumber, & Jambs*



**Note:** this illustration is representative only and is an aid in demonstrating some of the many moulding applications possible

## Case / Base Combinations

ALL SIZES NOMINAL



| 410             |           | BDL |
|-----------------|-----------|-----|
| 11/16" x 2-1/4" | Hemlock   | 8   |
| 3/4" x 2-1/4"   | Ultralite | 8   |



| 411         |           | BDL |
|-------------|-----------|-----|
| 5/8" x 3"   | VG Fir    | 10  |
| 11/16" x 3" | Hemlock   | 6   |
| 3/4" x 3"   | Ultralite | 6   |



| 412            |           | BDL |
|----------------|-----------|-----|
| 9/16" x 4-1/4" | VG Fir    | 10  |
| 9/16" x 4-1/4" | Hemlock   | 6   |
| 5/8" x 4-1/4"  | Ultralite | 6   |



| 414             |           | BDL |
|-----------------|-----------|-----|
| 19/32" x 5-1/4" | Ultralite | 6   |




| 215             |           | BDL |
|-----------------|-----------|-----|
| 5/8" x 3-1/2"   | Hemlock   | 10  |
| 23/32" x 3-1/2" | Ultralite | 8   |



| 217             |           | BDL |
|-----------------|-----------|-----|
| 1/2" x 4-1/2"   | Hemlock   | 10  |
| 19/32" x 4-1/2" | Ultralite | 6   |

| 415           |           | BDL |
|---------------|-----------|-----|
| 5/8" x 2-1/4" | Ultralite | 6   |



## Case / Base Combinations

ALL SIZES NOMINAL




| <b>535</b>      |           | <b>BDL</b> |
|-----------------|-----------|------------|
| 11/16" x 3-1/2" | Hemlock   | 6          |
| 3/4" x 3-1/2"   | Ultralite | 6          |



| <b>545</b> |           | <b>BDL</b> |
|------------|-----------|------------|
| 9/16" x 5" | Hemlock   | 3          |
| 5/8" x 5"  | Ultralite | 3          |



| <b>8063</b>   |           | <b>BDL</b> |
|---------------|-----------|------------|
| 3/4" x 3-1/4" | Ultralite | 8          |



| <b>8263</b>   |           | <b>BDL</b> |
|---------------|-----------|------------|
| 5/8" x 6-1/2" | Ultralite | 3          |




| <b>257</b>    |         | <b>BDL</b> |
|---------------|---------|------------|
| 5/8" x 3-1/4" | Hemlock | 6          |




| <b>321</b>      |         | <b>BDL</b> |
|-----------------|---------|------------|
| 11/16" x 2-1/4" | Hemlock | 12         |

## Case / Base Combinations


ALL SIZES NOMINAL



|                          |            |
|--------------------------|------------|
| <b>907</b>               | <b>BDL</b> |
| 9/16" x 2-1/4" Ultralite | 10         |




|                          |            |
|--------------------------|------------|
| <b>908</b>               | <b>BDL</b> |
| 9/16" x 3-1/4" Ultralite | 7          |



|                          |            |
|--------------------------|------------|
| <b>3130</b>              | <b>BDL</b> |
| 9/16" x 2-1/4" FJ Primed | 10         |




|                            |            |
|----------------------------|------------|
| <b>5000 Architrave</b>     | <b>BDL</b> |
| 1-3/16" x 3-3/4" Hemlock   | 2          |
| 1-3/16" x 3-3/4" Ultralite | 2          |



|                          |            |
|--------------------------|------------|
| <b>3125</b>              | <b>BDL</b> |
| 9/16" x 3-1/4" FJ Primed | 10         |
| 9/16" x 3-1/4" Oak       | 10         |



|                         |            |
|-------------------------|------------|
| <b>1001</b>             | <b>BDL</b> |
| 11/16" x 3-1/4" Hemlock | 6          |



|                          |            |
|--------------------------|------------|
| <b>386</b>               | <b>BDL</b> |
| 5/8" x 3-1/4" MDF Primed | 1          |



|                            |            |
|----------------------------|------------|
| <b>540</b>                 | <b>BDL</b> |
| 11/16" x 5-1/4" MDF Primed | 1          |

## Case / Base Combinations

ALL SIZES NOMINAL



| <b>001</b>     |         | <b>BDL</b> |
|----------------|---------|------------|
| 7/16" x 2-1/4" | Hemlock | 10         |



| <b>010</b>     |         | <b>BDL</b> |
|----------------|---------|------------|
| 7/16" x 1-1/2" | Hemlock | 20         |



| <b>473</b>     |            | <b>BDL</b> |
|----------------|------------|------------|
| 5/8" x 2-1/4"  | VG Fir     | 8          |
| 5/8" x 2-1/4"  | Oak        | 10         |
| 9/16" x 2-1/4" | MDF Primed | 6          |



| <b>472</b>      |           | <b>BDL</b> |
|-----------------|-----------|------------|
| 5/8" x 2-1/2"   | Ultralite | 10         |
| 11/16" x 2-1/2" | Hemlock   | 1          |



| <b>492</b>    |           | <b>BDL</b> |
|---------------|-----------|------------|
| 1/2" x 2-1/2" | Ultralite | 10         |




| <b>494</b>      |           | <b>BDL</b> |
|-----------------|-----------|------------|
| 1/2" x 3-1/4"   | Ultralite | 10         |
| <b>495</b>      |           |            |
| 11/16" x 3-1/2" | Hemlock   | 1          |



| <b>3112</b>    |            | <b>BDL</b> |
|----------------|------------|------------|
| 7/16" x 3-1/4" | Hemlock    | 10         |
| 7/16" x 3-1/4" | VG Fir     | 10         |
| 3/8" x 3-1/4"  | FJ Primed  | 10         |
| 1/2" x 3-1/4"  | MDF Primed | 6          |

**Case / Base Combinations**

ALL SIZES NOMINAL



| <b>3005</b>    |           | <b>BDL</b> |
|----------------|-----------|------------|
| 1/2" x 1-1/2"  | Hemlock   | 20         |
| 7/16" x 1-1/2" | FJ Primed | 30         |



| <b>1208</b>     |           | <b>BDL</b> |
|-----------------|-----------|------------|
| 11/16" x 2-1/2" | Hemlock   | 10         |
| 11/16" x 2-1/2" | Oak       | 10         |
| 11/16" x 2-1/2" | FJ Primed | 12         |



| <b>653</b>     |           | <b>BDL</b> |
|----------------|-----------|------------|
| 7/16" x 3-1/4" | Hemlock   | 10         |
| 7/16" x 3-1/4" | Oak       | 10         |
| 3/8" x 3-1/4"  | FJ Primed | 10         |



| <b>663</b>     |           | <b>BDL</b> |
|----------------|-----------|------------|
| 9/16" x 4-1/4" | FJ Primed | 8          |
| 7/16" x 4-1/4" | Hemlock   | 10         |
| 1/2" x 4-1/4"  | Oak       | 6          |



| <b>673</b>     |           | <b>BDL</b> |
|----------------|-----------|------------|
| 7/16" x 5-1/4" | Hemlock   | 6          |
| 9/16" x 5-1/4" | FJ Primed | 8          |



| <b>095</b>  |            | <b>BDL</b> |
|-------------|------------|------------|
| 11/16" x 5" | MDF Primed | 6          |



| <b>094</b> |            | <b>BDL</b> |
|------------|------------|------------|
| 9/16" x 4" | MDF Primed | 6          |




| <b>093</b>    |            | <b>BDL</b> |
|---------------|------------|------------|
| 5/8" x 3-1/4" | MDF Primed | 6          |



| <b>092</b>    |            | <b>BDL</b> |
|---------------|------------|------------|
| 5/8" x 2-1/2" | MDF Primed | 6          |

**Case / Base Combinations**

ALL SIZES NOMINAL




| <b>3121</b>     |           | <b>BDL</b> |
|-----------------|-----------|------------|
| 11/16" x 2-3/4" | FJ Pine   | 12         |
| 5/8" x 2-5/8"   | Ultralite | 10         |



| <b>3122</b> |           | <b>BDL</b> |
|-------------|-----------|------------|
| 1" x 3-1/2" | Ultralite | 8          |




| <b>8910</b> |           | <b>BDL</b> |
|-------------|-----------|------------|
| 3/8" x 7-8" | Ultralite | 8          |



| <b>310</b>    |            | <b>BDL</b> |
|---------------|------------|------------|
| 1/2" x 4-1/8" | MDF Primed | 4          |



| <b>324</b>  |           | <b>BDL</b> |
|-------------|-----------|------------|
| 1" x 2-1/2" | Ultralite | 8          |



| <b>205T</b>   |           | <b>BDL</b> |
|---------------|-----------|------------|
| 1/2" x 3-7/8" | Ultralite | 6          |



| <b>620</b>    |            | <b>BDL</b> |
|---------------|------------|------------|
| 1/2" x 5-1/4" | MDF Primed | 4          |

**Case / Base Combinations**

ALL SIZES NOMINAL



| <b>033</b>              | <b>BDL</b> |
|-------------------------|------------|
| 11/16" x 2-1/4" Hemlock | 6          |



| <b>003</b>                 | <b>BDL</b> |
|----------------------------|------------|
| 5/8" x 3-1/4" Hemlock      | 10         |
| 11/16" x 3-1/4" MDF Primed | 6          |
| 11/16" x 3-1/4" FJ Primed  | 6          |
| 11/16" x 3-1/4" Ultralite  | 6          |



| <b>019</b>                | <b>BDL</b> |
|---------------------------|------------|
| 9/16" x 2-1/4" Hemlock    | 10         |
| 9/16" x 2-1/4" FJ Primed  | 12         |
| 9/16" x 2-1/4" MDF Primed | 6          |



| <b>225</b>               | <b>BDL</b> |
|--------------------------|------------|
| 5/8" x 2-1/4" MDF Primed | 6          |



| <b>625</b>               | <b>BDL</b> |
|--------------------------|------------|
| 7/16" x 2-1/4" FJ Primed | 20         |
| 7/16" x 2-1/4" Hemlock   | 10         |
| 1/2" x 2-1/4" MDF Primed | 6          |
| 7/16" x 2-1/4" Oak       | 6          |
| 1/2" x 2-1/4" Ultralite  | 6          |




| <b>623</b>               | <b>BDL</b> |
|--------------------------|------------|
| 7/16" x 3-1/4" VG Fir    | 10         |
| 7/16" x 3-1/4" FJ Primed | 10         |
| 7/16" x 3-1/4" Hemlock   | 10         |
| 1/2" x 3-1/4" MDF Primed | 6          |
| 7/16" x 3-1/4" Oak       | 10         |
| 1/2" x 3-1/4" Ultralite  | 10         |



| <b>618</b>               | <b>BDL</b> |
|--------------------------|------------|
| 1/2" x 5-1/4" Hemlock    | 4          |
| 1/2" x 5-1/4" MDF Primed | 1          |

**Case / Base Combinations**

ALL SIZES NOMINAL



|                           |            |
|---------------------------|------------|
| <b>8234</b>               | <b>BDL</b> |
| 19/32" x 5-1/2" Ultralite | 4          |



|                         |            |
|-------------------------|------------|
| <b>8233</b>             | <b>BDL</b> |
| 5/8" x 3-1/4" Ultralite | 10         |



|                         |            |
|-------------------------|------------|
| <b>8243</b>             | <b>BDL</b> |
| 1/2" x 4-1/4" Ultralite | 6          |




|                        |            |
|------------------------|------------|
| <b>3004</b>            | <b>BDL</b> |
| 9/16" x 2-1/4" Hemlock | 10         |



|                        |            |
|------------------------|------------|
| <b>3014</b>            | <b>BDL</b> |
| 7/16" x 2-1/4" Hemlock | 10         |



|                        |            |
|------------------------|------------|
| <b>041</b>             | <b>BDL</b> |
| 7/16" x 2-1/4" Hemlock | 10         |
| 3/8" x 2-1/4" Oak      | 10         |



|                        |            |
|------------------------|------------|
| <b>3102</b>            | <b>BDL</b> |
| 7/16" x 3-1/4" Hemlock | 10         |

**Case / Base Combinations**


ALL SIZES NOMINAL



| <b>356</b>      |             | <b>BDL</b> |
|-----------------|-------------|------------|
| 1/2" x 2-1/8"   | Mahogany    | 10         |
| 1/2" x 2-1/8"   | Oak Veneer  | 10         |
| 7/16" x 2-1/8"  | Maple       | 10         |
| 7/16" x 2-1/8"  | Oak         | 10         |
| 5/8" x 2-1/4"   | VG Fir      | 10         |
| 5/8" x 2-1/4"   | Hemlock     | 10         |
| 5/8" x 2-1/4"   | Knotty Pine | 12         |
| 9/16" x 2-1/4"  | Ultralite   | 12         |
| 11/16" x 2-1/4" | FJ Primed   | 12         |
| 9/16" x 2-1/4"  | MDF Primed  | 6          |

| <b>357</b>     |         | <b>BDL</b> |
|----------------|---------|------------|
| 7/16" x 2-1/8" | Hemlock | 10         |

| <b>125</b>      |         | <b>BDL</b> |
|-----------------|---------|------------|
| 9/16" x 2-1/16" | Hemlock | 10         |



| <b>3000</b>     |            | <b>BDL</b> |
|-----------------|------------|------------|
| 1/2" x 1-1/2"   | Hemlock    | 20         |
| 1/2" x 1-9/16"  | Mahogany   | 20         |
| 7/16" x 1-7/16" | Oak        | 10         |
| 7/16" x 1-7/16" | FJ Primed  | 30         |
| 1/2" x 1-5/8"   | MDF Primed | 6          |



| <b>433</b>      |           | <b>BDL</b> |
|-----------------|-----------|------------|
| 11/16" x 3-1/4" | FJ Primed | 10         |


| <b>3140</b>    |             | <b>BDL</b> |
|----------------|-------------|------------|
| 7/16" x 3-1/4" | FJ Primed   | 10         |
| 7/16" x 3-1/4" | Knotty Pine | 10         |
| 7/16" x 3-1/4" | Oak         | 10         |
| 3/8" x 3-1/4"  | MDF Primed  | 6          |

| <b>444</b>      |            | <b>BDL</b> |
|-----------------|------------|------------|
| 5/8" x 3-7/16"  | Hemlock    | 10         |
| 7/16" x 3-3/16" | FJ Primed  | 10         |
| 5/8" x 3-1/8"   | MDF Primed | 6          |

| <b>3002</b>    |            | <b>BDL</b> |
|----------------|------------|------------|
| 1/2" x 2-1/4"  | Hemlock    | 10         |
| 1/2" x 2-1/4"  | Oak        | 10         |
| 1/2" x 2-1/8"  | Oak Veneer | 10         |
| 7/16" x 2-1/4" | FJ Primed  | 20         |
| 9/16" x 2-1/4" | MDF Primed | 6          |

**Case / Base Combinations**

ALL SIZES NOMINAL



|                         |            |
|-------------------------|------------|
| <b>256</b>              | <b>BDL</b> |
| 5/8" x 1-5/8" FJ Primed | 20         |



|                         |            |
|-------------------------|------------|
| <b>258</b>              | <b>BDL</b> |
| 5/8" x 2-1/4" Hemlock   | 10         |
| 5/8" x 2-1/4" FJ Primed | 12         |



|                        |            |
|------------------------|------------|
| <b>515</b>             | <b>BDL</b> |
| 1/2" x 1-9/16" Hemlock | 20         |



|                           |            |
|---------------------------|------------|
| <b>350</b>                | <b>BDL</b> |
| 9/16" x 2-1/4" Hemlock    | 10         |
| 9/16" x 2-1/4" MDF Primed | 6          |



|                       |            |
|-----------------------|------------|
| <b>005</b>            | <b>BDL</b> |
| 3/4" x 3-1/2" Hemlock | 10         |



|                          |            |
|--------------------------|------------|
| <b>8312</b>              | <b>BDL</b> |
| 1/2" x 4-1/4" MDF Primed | 6          |

|                           |            |
|---------------------------|------------|
| <b>163</b>                | <b>BDL</b> |
| 19/32" x 7-1/4" Ultralite | 3          |

**Case / Base Combinations**

ALL SIZES NOMINAL



| <b>029</b>                | <b>BDL</b> |
|---------------------------|------------|
| 9/16" x 5-1/4" MDF Primed | 16         |




| <b>635</b>                | <b>BDL</b> |
|---------------------------|------------|
| 9/16" x 5-5/8" MDF Primed | 4          |

| <b>165 Base Cap</b> |         | <b>BDL</b> |
|---------------------|---------|------------|
| 3/4" x 1-1/8"       | VG Fir  | 10         |
| 3/4" x 1-1/8"       | Hemlock | 20         |
| 3/4" x 1-1/8"       | Oak     | 10         |



| <b>326</b>               | <b>BDL</b> |
|--------------------------|------------|
| 9/16" x 3-3/8" Ultralite | 4          |



**S4S**

| <b>3288</b>    |         | <b>BDL</b> |
|----------------|---------|------------|
| 11/16" x 7/16" | VG Fir  | 20         |
| 1/2" x 3/4"    | Hemlock | 25         |
| 1/2" x 3/4"    | Maple   | 30         |
| 1/2" x 3/4"    | Oak     | 20         |

**Brickmoulds & Lattice**

ALL SIZES NOMINAL



| <b>995</b>          | <b>BDL</b> |
|---------------------|------------|
| 3/4" x 3/4" Hemlock | 1000'      |



| <b>507</b>                | <b>BDL</b> |
|---------------------------|------------|
| 1-1/4" x 1 x 1/2" Hemlock | 8          |



| <b>180</b>  |           | <b>BDL</b> |
|-------------|-----------|------------|
| 1-1/4" x 2" | Hemlock   | 4          |
| 1-1/4" x 2" | FJ Primed | 8          |



| <b>268</b>            | <b>BDL</b> |
|-----------------------|------------|
| 1/4" x 1-1/8" Hemlock | 30         |


| <b>267</b>            | <b>BDL</b> |
|-----------------------|------------|
| 1/4" x 1-3/8" Hemlock | 30         |

| <b>266</b>            | <b>BDL</b> |
|-----------------------|------------|
| 1/4" x 1-5/8" Hemlock | 30         |

| <b>264</b>            | <b>BDL</b> |
|-----------------------|------------|
| 1/4" x 2-1/4" Hemlock | 20         |

## Panel Moulds


ALL SIZES NOMINAL



|                       |            |
|-----------------------|------------|
| <b>3277</b>           | <b>BDL</b> |
| 3/8" x 3/4" FJ Primed | 25         |

|                      |            |
|----------------------|------------|
| <b>22 Shadow Box</b> | <b>BDL</b> |
| 1/2" x 1" Hemlock    | 20         |
| 1/2" x 1" FJ Primed  | 20         |

|                         |            |
|-------------------------|------------|
| <b>3278</b>             | <b>BDL</b> |
| 3/8" x 1-1/8" FJ Primed | 25         |



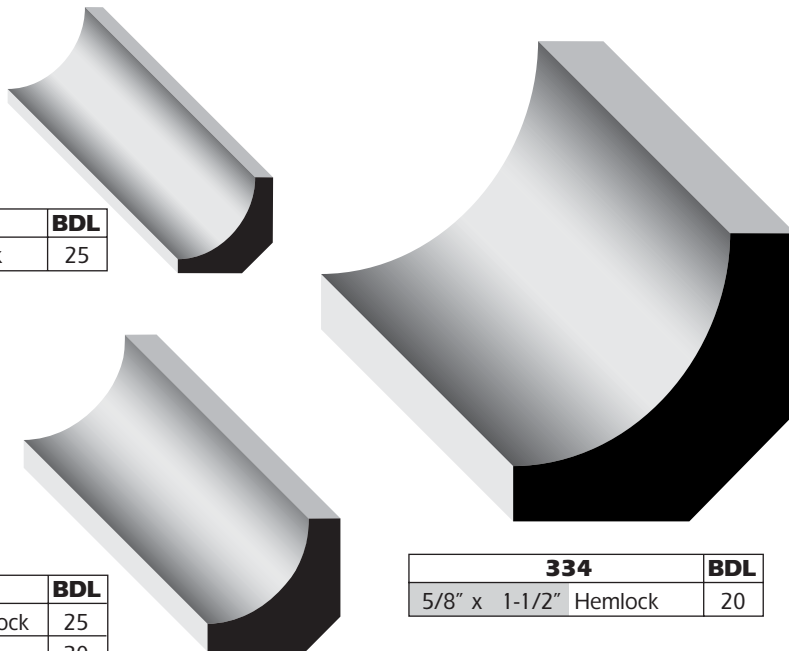
|                          |            |
|--------------------------|------------|
| <b>270 Picture Mould</b> | <b>BDL</b> |
| 9/16" x 1-9/16" Hemlock  | 12         |

|              |            |
|--------------|------------|
| <b>704</b>   | <b>BDL</b> |
| 5/8" Hemlock | 10         |

|               |            |
|---------------|------------|
| <b>703</b>    | <b>BDL</b> |
| 7/16" Hemlock | 10         |

## Coves

ALL SIZES NOMINAL




|                     |            |
|---------------------|------------|
| <b>3260</b>         | <b>BDL</b> |
| 1/2" x 1/2" Hemlock | 25         |

|                           |            |
|---------------------------|------------|
| <b>3264</b>               | <b>BDL</b> |
| 11/16" x 11/16" Hemlock   | 25         |
| 11/16" x 11/16" Oak       | 20         |
| 11/16" x 11/16" FJ Primed | 30         |

|                       |            |
|-----------------------|------------|
| <b>334</b>            | <b>BDL</b> |
| 5/8" x 1-1/2" Hemlock | 20         |

## Quarter, Half & Full Rounds

ALL SIZES NOMINAL




|                     |            |
|---------------------|------------|
| <b>3212</b>         | <b>BDL</b> |
| 3/8" x 3/4" Hemlock | 25         |



|                     |            |
|---------------------|------------|
| <b>3202</b>         | <b>BDL</b> |
| 1/2" x 1/2" Hemlock | 25         |
| 1/2" x 1/2" Oak     | 20         |

|                     |            |
|---------------------|------------|
| <b>3200</b>         | <b>BDL</b> |
| 1/4" x 1/4" Hemlock | 25         |

|                           |            |
|---------------------------|------------|
| <b>3206</b>               | <b>BDL</b> |
| 11/16" x 11/16" Hemlock   | 25         |
| 11/16" x 11/16" Oak       | 20         |
| 11/16" x 11/16" FJ Primed | 30         |



|                |            |
|----------------|------------|
| <b>3222</b>    | <b>BDL</b> |
| 11/16" Hemlock | 25         |

|                  |            |
|------------------|------------|
| <b>3224</b>      | <b>BDL</b> |
| 1-11/16" Hemlock | 10         |

|                 |            |
|-----------------|------------|
| <b>3226</b>     | <b>BDL</b> |
| 1-5/16" Hemlock | 10         |

|                |            |
|----------------|------------|
| <b>3228</b>    | <b>BDL</b> |
| 1-1/2" Hemlock | 10         |

**Chair Rails**

ALL SIZES NOMINAL



| 297         |            | BDL |
|-------------|------------|-----|
| 11/16" x 3" | FJ Primed  | 8   |
| 9/16" x 3"  | Hemlock    | 6   |
| 5/8" x 3"   | MDF Primed | 4   |
| 11/16" x 3" | Oak        | 6   |
| 3/4" x 3"   | Ultralite  | 6   |



| 390            |           | BDL |
|----------------|-----------|-----|
| 3/4" x 2-7/16" | Ultralite | 8   |

| 292            |         | BDL |
|----------------|---------|-----|
| 9/16" x 1-1/8" | Hemlock | 20  |



| 702 Panel Cap |             | BDL |
|---------------|-------------|-----|
| 5/8" x 1-3/8" | Hemlock     | 10  |
| 5/8" x 1-3/8" | Knotty Pine | 20  |




| 706 Panel Cap |         | BDL |
|---------------|---------|-----|
| 3/4" x 2"     | VG Fir  | 10  |
| 3/4" x 2"     | Hemlock | 10  |
| 3/4" x 2"     | Maple   | 10  |
| 3/4" x 2"     | Oak     | 6   |

**Corners & Squares**

ALL SIZES NOMINAL




| 3428           |           | BDL |
|----------------|-----------|-----|
| 7/16" x 11/16" | Hemlock   | 25  |
| 1/2" x 3/4"    | FJ Primed | 25  |

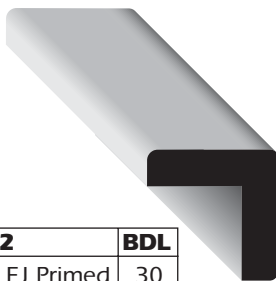


| 3517              |         | BDL |
|-------------------|---------|-----|
| 1-1/16" x 1-1/16" | Hemlock | 9   |

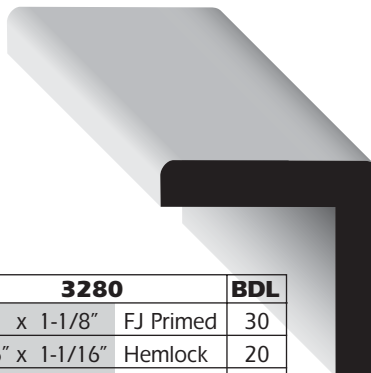
| 3516            |           | BDL |
|-----------------|-----------|-----|
| 11/16" x 11/16" | FJ Primed | 25  |
| 11/16" x 11/16" | Hemlock   | 25  |



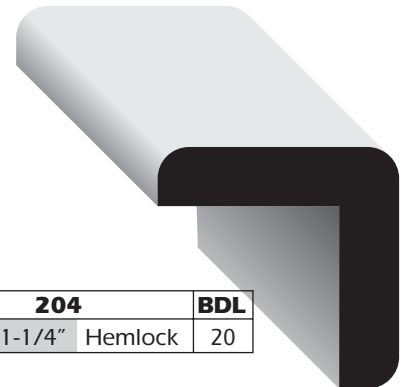
| 202               |             | BDL |
|-------------------|-------------|-----|
| 1-1/16" x 1-1/16" | Knotty Pine | 20  |
| 11/16" x 11/16"   | FJ Primed   | 20  |



| 3282            |           | BDL |
|-----------------|-----------|-----|
| 11/16" x 11/16" | FJ Primed | 30  |
| 11/16" x 11/16" | Hemlock   | 25  |
| 11/16" x 11/16" | Oak       | 20  |



| 3280              |           | BDL |
|-------------------|-----------|-----|
| 1-1/8" x 1-1/8"   | FJ Primed | 30  |
| 1-1/16" x 1-1/16" | Hemlock   | 20  |
| 1-1/16" x 1-1/16" | Oak       | 20  |



| 204             |         | BDL |
|-----------------|---------|-----|
| 1-1/4" x 1-1/4" | Hemlock | 20  |

**Stops & Battens**

ALL SIZES NOMINAL



|                           |            |
|---------------------------|------------|
| <b>409</b>                | <b>BDL</b> |
| 1-1/4" x 1-7/8" FJ Primed | 8          |



|                       |            |
|-----------------------|------------|
| <b>184</b>            | <b>BDL</b> |
| 5/8" x 2-1/4" Hemlock | 6          |



|                         |            |
|-------------------------|------------|
| <b>3422</b>             | <b>BDL</b> |
| 5/16" x 1-3/16" Hemlock | 30         |
| 5/16" x 1-3/16" Oak     | 30         |
| 3/8" x 1-1/4" FJ Primed | 30         |



|                         |            |
|-------------------------|------------|
| <b>3296</b>             | <b>BDL</b> |
| 3/8" x 2-1/4" FJ Primed | 20         |




|                         |            |
|-------------------------|------------|
| <b>936</b>              | <b>BDL</b> |
| 3/8" x 1-3/8" Hemlock   | 20         |
| 3/8" x 1-1/4" FJ Primed | 20         |




|                        |            |
|------------------------|------------|
| <b>865</b>             | <b>BDL</b> |
| 7/16" x 1-1/2" Hemlock | 20         |

|                        |            |
|------------------------|------------|
| <b>866</b>             | <b>BDL</b> |
| 7/16" x 1-3/8" Hemlock | 20         |

|                         |            |
|-------------------------|------------|
| <b>869</b>              | <b>BDL</b> |
| 7/16" x 1-1/16" Hemlock | 20         |



|                      |            |
|----------------------|------------|
| <b>013</b>           | <b>BDL</b> |
| 3/16" x 3/4" Hemlock | 25         |



|                       |            |
|-----------------------|------------|
| <b>3274</b>           | <b>BDL</b> |
| 1/4" x 3/4" FJ Primed | 50         |
| 3/16" x 3/4" Hemlock  | 50         |
| 3/16" x 3/4" Oak      | 30         |




|                            |            |
|----------------------------|------------|
| <b>593</b>                 | <b>BDL</b> |
| 1/2" x 1-11/16" MDF Primed | 6          |

**Handrails**

ALL SIZES NOMINAL



|                         |            |
|-------------------------|------------|
| <b>3507</b>             | <b>BDL</b> |
| 1-1/4" x 2-1/4" Hemlock | 4          |



|                            |            |
|----------------------------|------------|
| <b>231</b>                 | <b>BDL</b> |
| 1-7/16" x 1-5/8" Hemlock   | 6          |
| 1-7/16" x 1-5/8" FJ Primed | 6          |

**Misc. Profiles**

ALL SIZES NOMINAL



|                      |            |
|----------------------|------------|
| <b>135 Panel Cap</b> | <b>BDL</b> |
| 3/4" x 2" MDF Primed | 8          |



|                        |            |
|------------------------|------------|
| <b>216</b>             | <b>BDL</b> |
| 5/16" x 3-1/4" Hemlock | 10         |




|                           |            |
|---------------------------|------------|
| <b>Beaded Ceiling</b>     | <b>BDL</b> |
| 9/16" x 3-1/4" MDF Primed | 1          |
| 9/16" x 3-1/4" MG Fir     | 6          |
| 9/16" x 3-1/4" Hemlock    | 6          |




|                       |            |
|-----------------------|------------|
| <b>496 Backsplash</b> | <b>BDL</b> |
| 9/16" x 3-1/2" Maple  | 6          |
| 1/2" x 3-1/4" Oak     | 6          |




|                          |            |
|--------------------------|------------|
| <b>9531 Opening Trim</b> | <b>BDL</b> |
| 7/16" x 1-5/16" Hemlock  | 10         |




|                          |            |
|--------------------------|------------|
| <b>H-004 Backband</b>    | <b>BDL</b> |
| 1-1/8" x 1-5/16" Hemlock | 8          |



|                         |            |
|-------------------------|------------|
| <b>496 Counter Edge</b> | <b>BDL</b> |
| 3/8" x 1-9/16" Maple    | 10         |
| 3/8" x 1-9/16" Oak      | 10         |



|                          |            |
|--------------------------|------------|
| <b>9531 Opening Trim</b> | <b>BDL</b> |
| 1/2" x 1-3/8" MDF Primed | 6          |




|                            |            |
|----------------------------|------------|
| <b>HOL90</b>               | <b>BDL</b> |
| 1-7/16" x 3-1/8" FJ Primed | 4          |

## Crowns


ALL SIZES NOMINAL



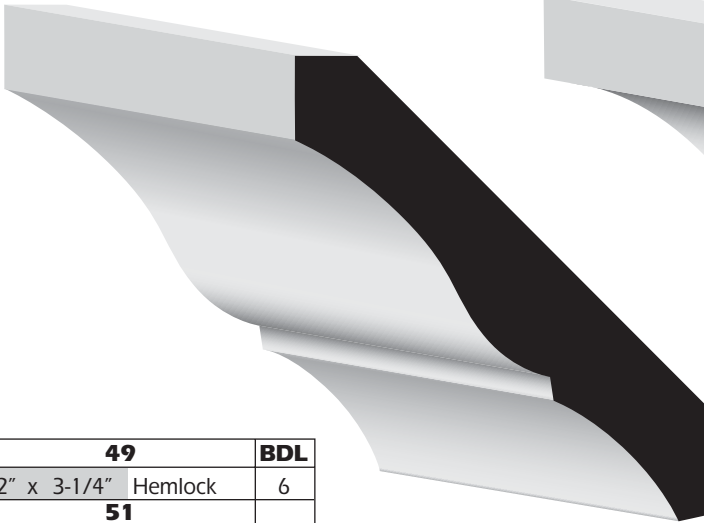
| 68                    | BDL |
|-----------------------|-----|
| 1/2" x 1-5/8" Hemlock | 12  |



| 75                     | BDL |
|------------------------|-----|
| 9/16" x 1-3/4" Hemlock | 8   |



| 54                        | BDL |
|---------------------------|-----|
| 1/2" x 2-1/4" Hemlock     | 6   |
| 1/2" x 2-1/4" Oak         | 10  |
| 9/16" x 2-1/4" FJ Primed  | 12  |
| 9/16" x 2-1/4" MDF Primed | 6   |



| 49                          | BDL |
|-----------------------------|-----|
| 1/2" x 3-1/4" Hemlock       | 6   |
| 51                          |     |
| 1/2" x 3-3/16" VG Fir       | 6   |
| 9/16" x 3-1/4" FJ Primed    | 8   |
| 11/16" x 3-1/4" Knotty Pine | 6   |
| 5/8" x 3-1/4" MDF Primed    | 6   |
| 11/16" x 3-1/4" Oak         | 6   |
| 9/16" x 3-1/4" Ultralite    | 6   |




| 512                       | BDL |
|---------------------------|-----|
| 9/16" x 5-1/4" MDF Primed | 6   |
| 23/32" x 5-1/4" Ultralite | 6   |

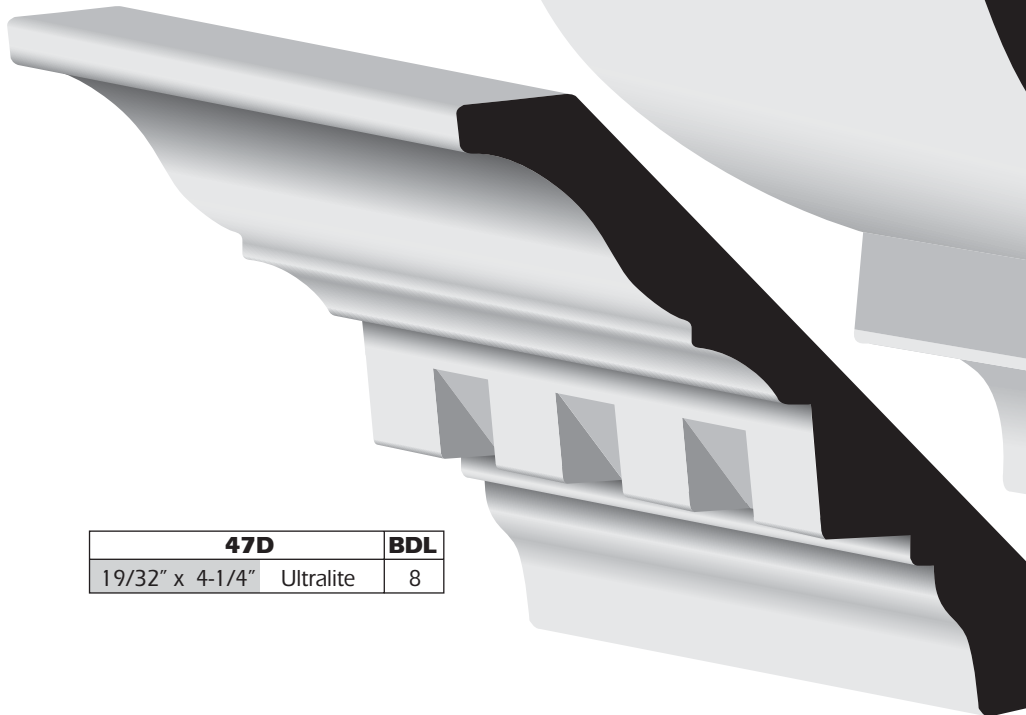
| 47                       | BDL |
|--------------------------|-----|
| 9/16" x 4-5/8" FJ Primed | 8   |
| 5/8" x 4-5/8" MDF Primed | 6   |
| 5/8" x 4-1/4" Ultralite  | 4   |
| 48                       |     |
| 1/2" x 4-1/4" Hemlock    | 6   |

## Crowns


ALL SIZES NOMINAL




|               |             |
|---------------|-------------|
| <b>43</b>     | <b>BDL</b>  |
| 1" x 6-15/16" | Ultralite 2 |



|                 |             |
|-----------------|-------------|
| <b>47D</b>      | <b>BDL</b>  |
| 19/32" x 4-1/4" | Ultralite 8 |




|                 |              |
|-----------------|--------------|
| <b>712</b>      | <b>BDL</b>   |
| 3/4" x 4-1/2"   | Ultralite 2  |
| 11/16" x 4-1/2" | FJ Primed 10 |




|                |              |
|----------------|--------------|
| <b>710</b>     | <b>BDL</b>   |
| 9/16" x 3-1/4" | FJ Primed 10 |

## Crowns


ALL SIZES NOMINAL




| <b>41CR</b>       |           | <b>BDL</b> |
|-------------------|-----------|------------|
| 1-3/16" x 6-5/16" | Ultralite | 10         |



| <b>40</b>       |           | <b>BDL</b> |
|-----------------|-----------|------------|
| 11/16" x 4-1/4" | Hemlock   | 6          |
| 11/16" x 4-1/4" | Ultralite | 2          |



| <b>3242</b>    |           | <b>BDL</b> |
|----------------|-----------|------------|
| 1/2" x 1 1/16" | Hemlock   | 25         |
| 1/2" x 3/4"    | FJ Primed | 25         |



| <b>3244</b>    |           | <b>BDL</b> |
|----------------|-----------|------------|
| 5/8" x 1-1/4"  | Hemlock   | 20         |
| 9/16" x 1-1/4" | FJ Primed | 24         |



| <b>3248</b>      |           | <b>BDL</b> |
|------------------|-----------|------------|
| 1-3/16" x 2-1/4" | Hemlock   | 4          |
| 1-1/4" x 2-1/4"  | FJ Primed | 8          |




| <b>3249</b>      |         | <b>BDL</b> |
|------------------|---------|------------|
| 1-3/16" x 2-1/4" | Hemlock | 4          |

## Finish Lumber (S4S)

ALL SIZES NOMINAL

- Vertical Grain Hemlock
- Mixed Grain Hemlock
- CVG Douglas Fir
- Red Oak
- Maple
- Mahogany
- Pine Boards
- Primed Fingerjoint
- Primed MDF
- Ultralite Supercoat MDF



|             | 1x2 | 1x3 | 1x4 | 1x5 | 1x6 | 1x7 | 1x8 | 1x10 | 1x12 | 2x2 | 2x3 | 2x4 | 2x6 | 2x8 | 4x4 | 1/2x3 | 1/2x4 | 1/2x5 | 1/2x6 | 5/4x4 | 5/4x6 | 5/4x8 |   |
|-------------|-----|-----|-----|-----|-----|-----|-----|------|------|-----|-----|-----|-----|-----|-----|-------|-------|-------|-------|-------|-------|-------|---|
| VG FIR      | X   | X   | X   | X   | X   | X   | X   | X    | X    | X   | X   | X   | X   | X   | X   | X     | X     | X     | X     | X     | X     | X     | X |
| MG HEMLOCK  | X   | X   | X   | X   | X   | X   | X   | X    | X    | X   |     |     |     |     |     | X     | X     | X     | X     |       |       |       |   |
| VG HEMLOCK  | X   | X   | X   | X   | X   | X   | X   | X    | X    | X   |     |     |     |     |     |       |       |       |       |       |       |       |   |
| KNOTTY PINE |     |     | X   |     | X   |     | X   | X    | X    |     |     |     |     |     |     |       |       |       |       |       |       |       |   |
| OAK         | X   | X   | X   | X   | X   |     | X   | X    | X    | X   |     | X   | X   | X   |     |       | X     |       |       | X     |       |       |   |
| FJ PRIMED   | X   | X   | X   | X   | X   | X   | X   |      |      |     |     |     |     |     |     |       |       |       |       |       |       |       |   |
| MDF PRIMED  | X   | X   | X   | X   | X   | X   | X   | X    | X    |     |     |     |     |     |     |       | X     |       |       | X     | X     | X     | X |
| ULTRALITE   | X   | X   | X   | X   | X   | X   | X   | X    | X    |     |     |     |     |     |     |       |       |       |       |       |       |       |   |
| MAHOGANY    | X   |     | X   | X   | X   |     | X   |      |      |     |     |     |     |     |     |       |       |       |       |       |       |       |   |
| MAPLE       | X   |     | X   |     | X   |     | X   |      |      |     |     |     |     |     |     |       |       |       |       |       |       |       |   |

### **Pacific Coast Hemlock**

Your natural choice. Accepts paints, stains & natural finishes very well. Combined with Hemlock mouldings for a great decorating choice.

### **CVG Douglas Fir**

For the northwest feel. Fine grain Doug Fir makes a beautiful project when finished with a clear finish coat.

### **Primed Fingerjoint**

Short pieces of wood joined together to make long pieces that are primed and ready to top coat. Ideal choice for those that like to work with solid wood.

### **Ultralite Supercoat**

1/3 less weight than regular MDF, a super smooth primer and easy to nail; Ultralite is the ideal choice for most paint grade projects.

### **Primed MDF**

MDF offers standard builder lengths, 100% defect free with no knots, no checks, no splits, no raised or torn grains, more resistant to dings and dents.

**Embossed Pre-finish**

ALL SIZES NOMINAL



**Mouldings, Jambs and Boards**

|                                     |                 | Golden Oak | Strand Oak | Alpine Oak | Driftwood Oak | Natural Oak | Maple |
|-------------------------------------|-----------------|------------|------------|------------|---------------|-------------|-------|
| 356 Colonial Casing                 | 7/16 x 2-1/4    | X          | X          | X          | X             | X           | X     |
| 3000 Bevel Casing                   | 7/16 x 1-7/16   | X          | X          | X          | X             | X           | X     |
| 3002 Bevel Casing                   | 7/16 x 2-1/4    | X          | X          | X          | X             | X           | X     |
| 493 Stop                            | 3/8 x 1-11/16   | X          | X          | X          | X             | X           | X     |
| 3422 Stop                           | 3/8 x 1-1/4     | X          | X          | X          | X             | X           | X     |
| 1x2                                 | 11/16 x 1-1/2   | X          | X          | X          | X             | X           | X     |
| 1x4                                 | 11/16 x 3-1/2   | X          | X          | X          | X             | X           | X     |
| 1x5                                 | 11/16 x 4-9/16  | X          | X          | X          | X             | X           | X     |
| 1x6                                 | 11/16 x 5-1/2   | X          | X          | X          | X             | X           | X     |
| 1x7                                 | 11/16 x 6-9/16  | X          | X          | X          | X             | X           | X     |
| 1x8                                 | 11/16 x 7-1/4   | X          | X          | X          | X             | X           | X     |
| 1x10                                | 11/16 x 9-1/4   | X          | X          | X          | X             | X           | X     |
| 1x1                                 | 11/16 x 11-16   | X          | X          | X          | X             | X           | X     |
| 4-9/16 Flat Jambs                   | 11/16 x 4-9/16  | X          | X          | X          | X             | X           | X     |
| 4-9/16 Stop Applied Jambs           | 11/16 x 4-9/16  | X          | X          | X          | X             | X           | X     |
| 4-13/16 Stop Applied Jambs          | 4-9/16 x 81-5/8 | X          | X          | X          | X             | X           | X     |
| 4-13/16 Single Rabbet Kerf (20 min) | 4-13/16 x 83    | X          | X          | X          | X             | X           | X     |

**Door Jambs**

ALL SIZES NOMINAL

| IN-STOCK DOOR JAMBS |            |                |             |                  |
|---------------------|------------|----------------|-------------|------------------|
| HEMLOCK             |            | PRIMED FJ      |             | PRIMED MDF       |
| INTERIOR            | EXTERIOR   | INTERIOR       | EXTERIOR    | INTERIOR         |
| 4-9/16 FLAT         | 4-9/16 SRK | 4-9/16 FLAT    | 4-9/16 SRK  | 4-9/16 DBL RAB   |
| 4-13/16 FLAT        | 5-1/4 SRK  | 4-9/16 DBL RAB | 4-13/16 SRK | 4-13/16 DBL RAB  |
| 4-9/16 S/APPLIED    | 6-9/16 SRK | 4-13/16 COMBO  | 5-1/4 SRK   |                  |
| 4-9/16 DBL RAB      | 7-1/4 SRK  |                | 6-9/16 SRK  |                  |
| 4-9/16 COMBO        |            |                | 6-13/16 SRK | <b>ULTRALITE</b> |
| 4-13/16 COMBO       |            |                | 7-1/4 SRK   | 4-9/16 DBL RAB   |
| 5-1/4 COMBO         |            |                |             |                  |
| 6-9/16 COMBO        |            |                |             |                  |




## Create Personalized Details

Building up moulded details from standard profiles is a cost efficient way of creating large details which are easy to install.


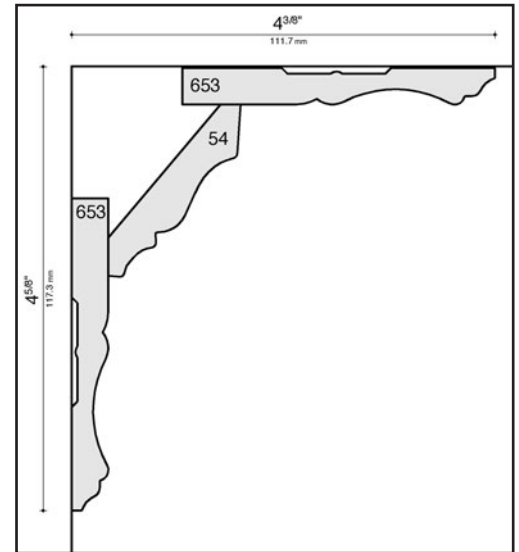
Use your imagination to create your own special look or try one or more from the Sauder library of moulding “Buildups”.



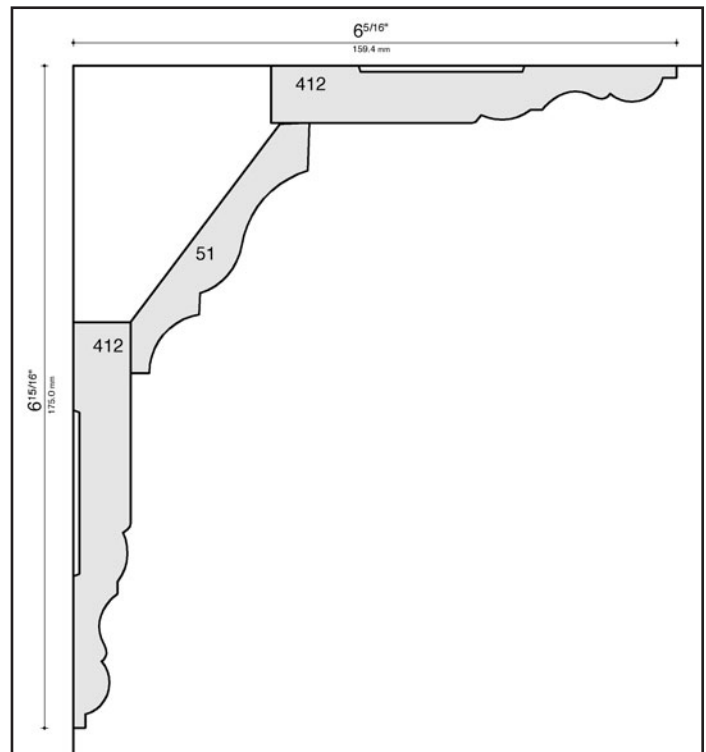
**Sauder Buildup #26**



**Sauder Buildup #23**


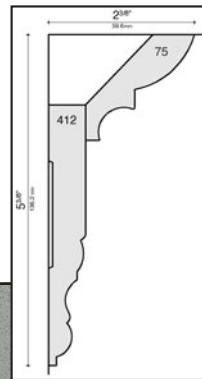
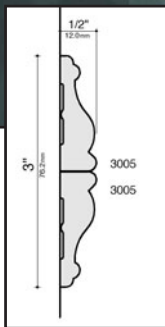
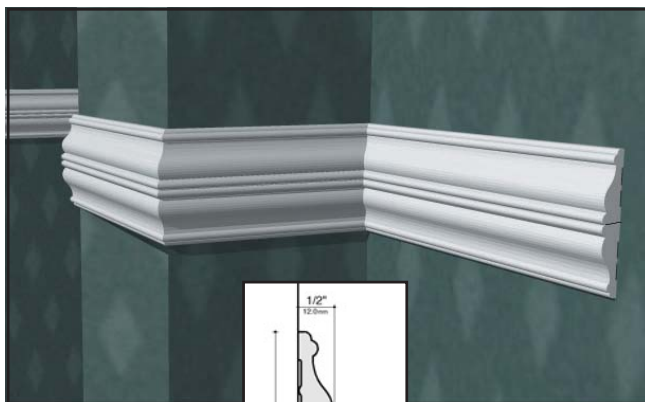

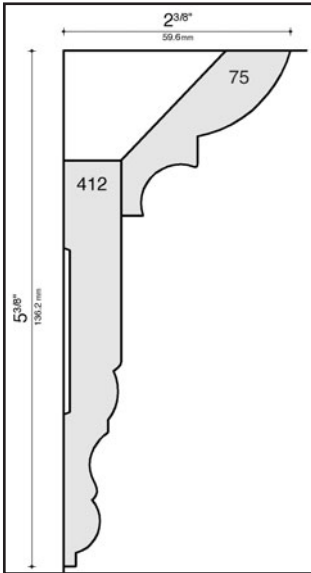


**Sauder Buildup #25**



# Inspiration

There is no rule that says mouldings must match. Here are a number of highly attractive applications that take advantage of the versatility of our products.



Moulding offers great opportunity for cost effective improvement that adds character and value.



**Sauder Buildup #33**



**#093 Casing, #095 Baseboard**



**#411 Casing, #412 Baseboard**

## Choose Compatible Profiles

Baseboard should be thinner and is usually wider than the casing. When choosing profiles it is critical that in combination, they visually work well together.

Create your own casing/baseboard combinations or consider one from the back cover.

## Glossary of Terms

**BASEBOARDS:** Baseboards run along the wall at the floor. Baseboards should be chosen to work in harmony with your casings to finish and tie the room together. Baseboards are usually thinner than the casing.

**BASE SHOES:** Base shoes are primarily used to trim flooring materials and are often used in combination with a traditional baseboard to conceal variations between the flooring and the base. However, this versatile profile works great to solve numerous trimming needs.

**BEADED CEILING:** A popular profile used often as wainscot paneling. Combined with a chair rail or cap mould and a baseboard, beaded ceiling makes a distinctive wainscot package.

**BRICKMOULDS:** Brickmoulds are used as exterior casing around doors. 2" is the most common size however, it is available in 1 1/2 and 2 1/4 inch sizes.

**BUILD-UPS:** Combining two or more moulding profiles to create a new or custom look. Also called stacking, build-ups make it easy to create the look of custom made trimwork without the high cost.

**BULLNOSE:** A term used to describe the eased edges of trim and stops. A single bull nose stop would have one eased edge and a square edge back. A double bull nose stop would have two eased edges.

**CASING:** Casings define the overall character of a room and are often the most visible part of the trim. Casings are used primarily to cover the gap between drywall and the door or window frame. Casings are generally thicker than the base mouldings.

**CHAIR RAILS:** Chair rails have a decorative and practical function. Applied to a wall anywhere from 24 to 48 inches from the floor, they are a beautiful accent to the room, while also protecting the wall from scuffs and dents from the backs of chairs.

**CORNER MOULDING:** This profile is used to protect outside edges from damage and abrasion. Outside corners come in a variety of sizes and detail.

**COVE MOULDING:** This profile has a wide range of uses, it is most commonly used to soften the transition on inside corners.

**CROWNS:** Crowns usually run along the wall at the ceiling. Crowns come in a wide range of sizes and patterns. Crowns soften the transition from wall to ceiling while adding a distinctive look and charm to most rooms.

**DENTIL:** A moulding pattern with a series of closely spaced rectangular blocks and spaces. Used especially in classic architecture.

**FINISH BOARDS:** Finish boards come in either S4S (surfaced four sides) or S3S (surfaced 3 sides) and are used for a multitude of purposes including shelving, window liner, bases, casing, etc.

**FULL ROUNDS:** Full rounds are used for numerous purposes and projects. Some of the more common uses are closet poles, curtain rods and towel rods.

**HALF ROUNDS:** A cross section of this profile looks like a half circle and is used primarily as decorative trim. It works well as a trim piece for wall paper or to add a decorative pattern to flat panels. This profile can also be used to put a rounded edge on 3/4" shelving.

**HANDRAILS:** Handrails provide safety and support while going up or down stairs.

**LATTICE:** Lattice strips are thin pieces of flat moulding that come in several widths and are used for a multitude of uses. Among the most common uses are to hide seams, edge trim, etc.

**PANEL MOULDS:** Panel moulds are used to frame wall paneling and add a decorative element to this type of application. Panel moulds also add accent to walls.

**QUARTER ROUNDS:** Quarter rounds come in several sizes and serve a variety of functions but are most often used to finish inside corners.

**RETURN:** Term used to indicate the method of carrying a mouldings detail from the front of the moulding back to the wall. Generally a 45 degree cut is made to the front of the long moulding and an opposite 45 is cut on a small piece to carry the detail to the wall.

**SCREEN MOULD:** A very versatile profile; screen mould fits a wide variety of needs and uses. Traditionally used to hold mesh screening into wood screens, it also works well as edge trim on 3/4" shelving or wood trim for wall paper etc.

**SQUARES AND PARTING BEADS:** Another group of versatile profiles, squares and parting beads are used in a wide range of applications. Among the many uses of these profiles are to fill gaps, transition heights, etc. This profile is also used in numerous craft projects.

**STOPS:** Stops are used in door and window applications to "stop" the door or window. Stops come in a wide range of widths in single bullnose (one eased edge) or double bullnose (two eased edges).





































**WAINSCOTING:** Trimwork installed in the area below a chair rail. Numerous options are available including raised panel, shadow box and beaded ceiling. Combined with a chair rail and baseboard wainscoting creates a dramatic look to any room.

**WINDOW CASING:** Trim that borders the edges of a window frame. Casings define the overall character of the room and are often the most visible part of the trim.

**WINDOW STOOL:** The surface installed below the sash of a window. Also called window sill. Trim installed under window stool creates a distinctive look and adds a decorator's touch.

## Case / Base Combinations

ALL SIZES NOMINAL

|  |  |   |  |   |  |  |  |  |
|--|--|---|--|---|--|--|--|--|
| <br><b>215</b><br>Casing   | <br><b>217</b><br>Baseboard   | <br><b>415</b><br>Casing       | <br><b>535</b><br>Casing    | <br><b>545</b><br>Baseboard    | <br><b>472</b><br>Casing    | <br><b>492</b><br>Casing      | <br><b>494</b><br>Baseboard   | <br><b>3112</b><br>Baseboard  |
| <br><b>3121</b><br>Casing  | <br><b>3122</b><br>Casing     | <br><b>205T</b><br>Baseboard   | <br><b>8063</b><br>Casing   | <br><b>8263</b><br>Baseboard   | <br><b>092</b><br>Casing    | <br><b>093</b><br>Baseboard   | <br><b>094</b><br>Baseboard   | <br><b>095</b><br>Baseboard   |
| <br><b>033</b><br>Casing | <br><b>003</b><br>Baseboard | <br><b>618</b><br>Baseboard   | <br><b>8233</b><br>Casing | <br><b>8243</b><br>Baseboard | <br><b>410</b><br>Casing  | <br><b>411</b><br>Casing    | <br><b>412</b><br>Baseboard | <br><b>414</b><br>Baseboard |
| <br><b>907</b><br>Casing | <br><b>908</b><br>Casing    | <br><b>3112</b><br>Baseboard | <br><b>321</b><br>Casing  | <br><b>257</b><br>Casing     | <br><b>1208</b><br>Casing | <br><b>653</b><br>Baseboard | <br><b>663</b><br>Baseboard | <br><b>673</b><br>Baseboard |

DISTRIBUTED BY

\$ 3<sup>00</sup>

*Imagine the Possibilities*